



# Statistical Bulletin

## Criminal Justice Series

CrJ/2007/05

Published March 2007

Price £2.00

### RACIST INCIDENTS RECORDED BY THE POLICE IN SCOTLAND, 2003/04 TO 2005/06

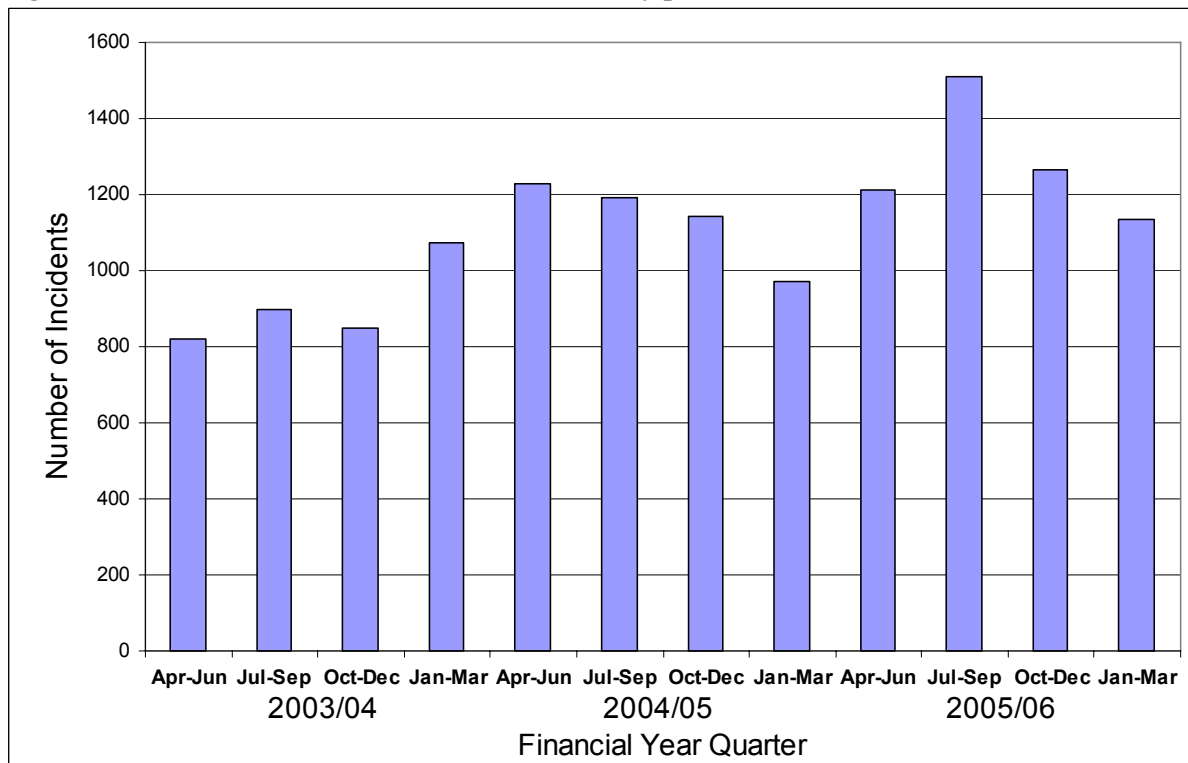
#### 1. Introduction

The definition of a racist incident as given by Sir William MacPherson in his Report on the Stephen Lawrence Inquiry is “**any incident which is perceived to be racist by the victim or any other person.**” This bulletin presents, for the first time, centrally collated statistics on racist incidents recorded by the eight Scottish police forces using this definition.

Any racist incident reported to the police may involve one or more victims, one or more perpetrators, and result in one or more crimes or offences being recorded. This bulletin reports details of all incidents, all crimes or offences associated with each incident, and, where possible, details of the victims and perpetrators. It is also important to note that these statistics cover only incidents reported to the police, not all racist incidents.

Central Scotland Police were unable to provide detailed data for 2003/04 (please see further explanation at 3.3). Figures for 2003/04, therefore, are for the remaining seven forces only and care must be taken when examining trends over time. Further details on the background and basis of the statistics are given in the Notes in the Annex.

**Figure 1 The number of racist incidents recorded by police in Scotland 2003/04<sup>1</sup> to 2005/06**



<sup>1</sup> See section 3.3 Figures for 2003/04 do not contain incidents recorded by Central Scotland police.

<b>1. Introduction</b> .....	1
<b>2. Commentary</b> .....	3
<b>2.1 Annual comparisons</b> .....	3
<b>2.2 Incidents recorded by the police, by police force area</b> .....	3
<b>2.3 Information about the detail of the incidents</b> .....	3
<b>2.4 Information about crimes recorded resulting from the incidents</b> .....	4
<b>2.5 Information about victims of racist incidents</b> .....	5
<b>2.6 Information about perpetrators of racist incidents</b> .....	5
<b>3. Notes on statistics used in this bulletin</b> .....	6
<b>3.1 Background</b> .....	6
<b>3.2 Returns</b> .....	6
<b>3.3 Recording Issues</b> .....	6
<b>3.4 Reporting Practices</b> .....	6
<b>3.5 Crimes and offences cleared up</b> .....	6
<b>3.6 Definitions</b> .....	7
<b>3.7 Classification</b> .....	8
<b>3.8 Census figures for Scottish Population 2001</b> .....	8
<b>4. Appendix of Tables</b> .....	9
<b>5. Classification of Crimes and Offences as used in this bulletin</b> .....	17

## **2. Commentary**

### **2.1 *Annual comparisons***

The 2003/04 data is only available for 7 of the 8 forces, and as a result comparisons with 2003/04 cannot be made at a Scotland level.

### **2.2 *Incidents recorded by the police, by police force area***

The total number of incidents recorded by the police in Scotland rose by 13 per cent from 2004/05 to 2005/06 (from 4,536 to 5,124), with a similar rate of increase in the number of crimes recorded (12 per cent, from 5,732 to 6,438) (Table 1).

Five forces showed a consistent year on year increase in the number of racist incidents and crimes recorded from 2003/04 to 2005/06. Only Fife constabulary showed a consistent decrease in both crimes and incidents over the three years presented. Grampian showed an increase to 2004/05 followed by a decrease to 2005/06 in the number of incidents and crimes (Table 1). The number of incidents as a rate per 10,000 local population is generally much higher in urban areas (Aberdeen, Dundee, Edinburgh and Glasgow) than the more rural areas (Table 2).

Forces' work with a range of victim support agencies to encourage reporting may be one reason for these increases. Other factors which could have impacted on the numbers are an increasing public intolerance of such behaviour, and increased public confidence that reporting such incidents is worthwhile. There have also been improvements in data collection, and the introduction of centralised call centres has encouraged the reporting of all incidents.

### **2.3 *Information about the detail of the incidents***

Information about the incident was recorded, such as the location where the incident took place, the date and time of the incident, and whether a crime was recorded as part of the incident.

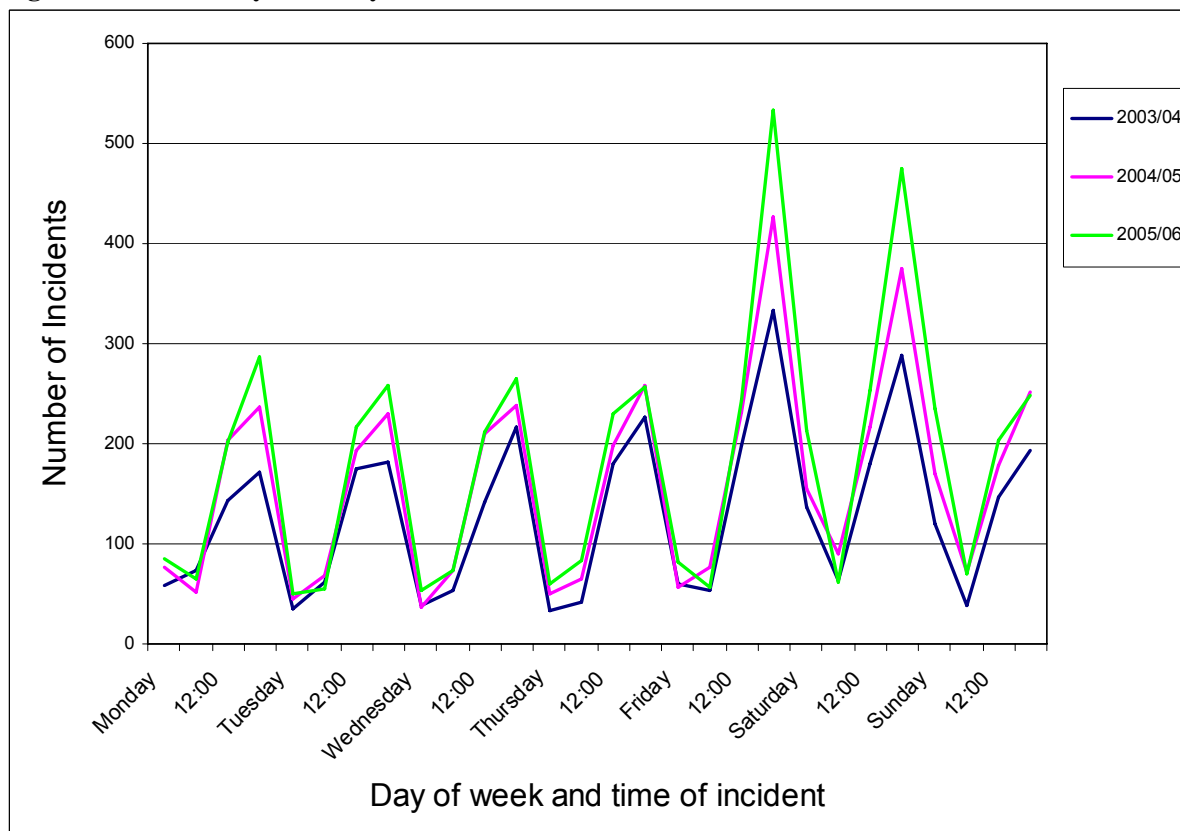
In all 3 years, the most common location for an incident was the street, followed by a shop and then a dwelling house. Between 2004/05 and 2005/06 the majority of the increase in the number of incidents were recorded as having taken place in the street – nearly two thirds of the total (Table 3).

The most common days on which an incident occurred were Friday and Saturday in all three years (Figure 2) and (Table 5), and generally most incidents were recorded during the summer months (Table 4).

Approximately 85 per cent of incidents each year were reported to the police by the victim. Other reporters included witnesses of the incident, the police and agencies reporting on behalf of the victim (Table 6).

Over the three year period, over 90 per cent of incidents reported resulted in one or more crimes being recorded.

**Figure 2 Incidents by weekday and time**



#### **2.4 Information about crimes recorded resulting from the incidents**

The most frequently recorded crime was racially aggravated conduct, which accounts for just over half of all racist related crimes recorded over the three year period. This is followed by breach of the peace, minor assault, vandalism, and then racially aggravated harassment. In each year, these five crimes accounted for 95 per cent of all crimes and offences recorded resulting from a racist incident (Table 7). Definitions of racially aggravated conduct and racially aggravated harassment are included at 3.6.

It is expected that the numbers of crimes would have been affected by the implementation (from 1 April 2004) of the Scottish Crime Recording Standard (SCRS), which means that no corroborative evidence is required initially to record a crime related incident as a crime if so perceived by the victim. This was expected to increase the numbers of minor crimes recorded by the police, such as minor crimes of vandalism, minor assaults and breach of the peace. This suggests that increases from 2003/04 to 2004/05 in the number of those crimes recorded as a part of a racist incident might have been affected by the new recording standard.

Previously, where there were crimes which the victim did not wish the police to actively investigate (for instance, if they were concerned that this could lead to more trouble), the crime itself would not have been recorded. Therefore the SCRS is thought to have caused an increase in the number of crimes recorded where there is no real possibility of clearing up the crime, which has an impact on the clear up rates.

## **2.5 Information about victims of racist incidents**

In each year, more than 50 per cent of victims were of Asian origin (that is, Indian, Pakistani, Bangladeshi or other Asian), with the majority being Pakistani. The largest visible minority ethnic group in the Scottish population is Pakistani, based on the 2001 census figures (Table 8).

The proportion of male victims has remained more or less unchanged at nearly 75 per cent over the three year period. Over the three year period there were an additional 808 victims whose age and/or gender were not recorded. These were not included when calculating the above proportions (Table 10).

When recording whether the victim had reported previous incidents within the previous 2 years to the police, not all forces were able to supply the number of incidents previously reported. These have been described as 'unknown' in the data (Table 11). In each year, the majority of people (over 50 per cent in each year) reporting an incident were doing so for the first time. Another 20 per cent had made 1 or 2 previous reports.

## **2.6 Information about perpetrators of racist incidents**

This information by its nature is only fully available where the incident has been fully resolved, and any crime involved has been detected. For those incidents where this information was available, in each year, approximately 95 per cent of perpetrators were of white origin (Table 12). Approximately 50 per cent in each year are under the age of 20, and 25 per cent were under 16, making them eligible for referral to the Scottish Children's Reporter Administration (SCRA) rather than the Procurator Fiscal (Table 14). Over the three year period there were an additional 352 perpetrators whose age and/or gender were not recorded. These were not included when calculating the above proportions.

In all years, the most frequent recorded action taken by the police is that any crime has been referred to the Procurator Fiscal or the SCRA. This accounts for approximately 75 per cent of crimes in each year.

### **3. Notes on statistics used in this bulletin**

#### **3.1 Background**

In response to the Stephen Lawrence Inquiry, the Scottish Executive produced an action plan to progress the recommendations set out in the MacPherson report, which included the setting up of a statistical collection covering racist incidents.

The definition of a racist incident as given by Sir William MacPherson in his Report on the Stephen Lawrence Inquiry is:

**“A racist incident is any incident which is perceived to be racist by the victim or any other person.”**

In the context of the data for this bulletin, the above definition was used.

#### **3.2 Returns**

The return from which figures in this bulletin are taken is a simple count of the number of incidents recorded by the police. Only returns from the eight Scottish home forces are included in this bulletin.

#### **3.3 Recording Issues**

In one incident, one or more victims may be involved, and one or more perpetrators. There may be no criminal element, or several crimes or offences may occur - e.g. a house may be broken into and vandalised and the occupants assaulted - all the offences are counted.

In Scotland, assault is a common law offence. In order to distinguish between serious and minor assaults police forces use a common definition of what is a serious assault.

Central Scotland Police have a robust system in place for recording and monitoring racist incidents. However, due to changes to their recording systems between 2003/04 and 2004/05, they were unable to supply the detailed information requested for 2003/04.

#### **3.4 Reporting Practices**

These statistics do not record every occurrence of racist incidents in Scotland. Not all incidents are reported to the police. The 2004 Scottish Crime and Victimization Survey<sup>2</sup> estimated that approximately 44 per cent of total crimes came to the attention of the police.

#### **3.5 Crimes and offences cleared up**

The definition of "cleared up" is noted below. This definition came into force with effect from 1 April 1996.

*A crime or offence is regarded as cleared up where there exists a sufficiency of evidence under Scots law, to justify consideration of criminal proceedings notwithstanding that a report is not submitted to the Procurator Fiscal because either*

*(i) by standing agreement with the Procurator Fiscal, the police warn the accused due to the minor nature of the offence, or*

---

<sup>2</sup> Further details about the 2004 Scottish Crime and Victimization Survey can be obtained from the summary findings paper available at <http://www.scotland.gov.uk/2006/07/14152750/0>

(ii) reporting is inappropriate due to the non-age of the accused, death of the accused or other similar circumstances.

### 3.6 Definitions

*Racially-aggravated* - the offender evinces towards the person affected malice and ill-will based on that person's membership (or presumed membership) of a racial group; or the course of conduct or action is motivated (wholly or partly) by malice and ill-will towards members of a racial group based on their membership of that group.

*Racially-aggravated harassment* - a racially-aggravated course of conduct, which amounts to harassment

*Racially-aggravated conduct* - to act in a manner, including speech, which is racially aggravated and which causes, or is intended to cause, a person alarm or distress.

*Ethnicity* – forces were asked to use the standard 13 groups listed below to record the ethnic group of victim and perpetrator. An individual is asked to ‘self declare’ their ethnic origin.

#### **Ethnic Groups collected**

Ethnic Group	Descriptor
1	White British
2	White Irish
3	Other White background
4	Mixed
5	Indian
6	Pakistani
7	Bangladeshi
8	Other Asian background
9	Caribbean
10	African
11	Other Black Background
12	Chinese
13	Other – please specify

*Incident* - an incident is any communication by whatever means about a matter which comes to the police attention which they may be required to act upon.

*Crime* - an act committed in violation of the law (common law or statute). Any single incident may include a number of crimes, or there might be no criminal element.

*Victim* - in any incident, there could be one or more victims.

*Perpetrator* - in any incident, there could be one or more perpetrators.

The following totals indicate the data collected. Note that crimes, victims and perpetrators can have multiple entries per incident as well as multiple entries with one another. (i.e. one crime may have several victims/perpetrators):

### Total numbers of data by financial year

Data collected	Financial Year		
	2003/04	2004/05	2005/06
Racist Incidents	3,643	4,536	5,124
Crimes	4,556	5,732	6,439
Victims	3,922	5,059	5,813
Perpetrators	2,695	3,328	4,097

### 3.7 Classification

Contraventions of Scottish criminal law are divided for statistical purposes into crimes and offences. The term "crime" is *generally* used for the more serious criminal acts; the less serious are termed "offences", although the term "offence" may also be used in relation to serious breaches of criminal law. The distinction is made only for working purposes and the "seriousness" of the offence is *generally* related to the maximum sentence that can be imposed.

The detailed classification of crimes and offences used by The Scottish Executive to collect criminal statistics contains about 360 codes. These are grouped in the bulletin as shown on page 17.

### 3.8 Census figures for Scottish Population 2001

The following table gives the most recent census figures for the ethnicity of the population of Scotland.

#### Scottish Population by Ethnic Group, 2001

	Percentage of Total Population	Percentage of Minority Ethnic Population	Base
White British	95.47	n/a	4,832,756
White Irish	0.98	n/a	49,428
Other White	1.54	n/a	78,150
Indian	0.3	14.79	15,037
Pakistani	0.63	31.27	31,793
Bangladeshi	0.04	1.95	1,981
Chinese	0.32	16.04	16,310
Other South Asian	0.12	6.09	6,196
Caribbean	0.04	1.75	1,778
African	0.1	5.03	5,118
Black Scottish or other			
Black	0.02	1.11	1,129
Any Mixed Background	0.25	12.55	12,764
Other Ethnic Group	0.19	9.41	9,571
<b>All Minority Ethnic Population</b>	<b>2.01</b>	<b>100</b>	<b>101,677</b>
<b>All Population</b>	<b>100</b>	<b>n/a</b>	<b>5,062,011</b>

Source: Analysis of Ethnicity in the 2001 Census



#### 4. Appendix of Tables

Table 1 Racist incidents recorded by police force area, 2003/04 to 2005/06 .....	10
Table 2 Racist incidents recorded by local authority area, 2003/04 to 2005/06 .....	11
Table 3 Number of incidents recorded by location of incident 2003/04 to 2005/06.....	12
Table 4 Number of incidents recorded by quarter 2003/04 to 2005/06 .....	12
Table 5 Number of incidents recorded by day of week 2003/04 to 2005/06 .....	12
Table 6 Number of incidents recorded by category of person making initial report, 2003/04 to 2005/06 .....	13
Table 7 Crimes recorded by the police as part of racist incidents, and clear up rate, 2003/04 to 2005/06 .....	13
Table 8 Ethnic origin of victims of racist incidents 2003/04 to 2005/06.....	13
Table 9 Main language of victims of racist incidents 2003/04 to 2005/06 .....	14
Table 10 Age and gender of victims of racist incidents 2003/04 to 2005/06.....	14
Table 11 Number of previous incidents reported to police by victim 2003/04 to 2005/06 .....	15
Table 12 Ethnic origin of perpetrators of racist incidents 2003/04 to 2005/06.....	15
Table 13 Main language of perpetrators of racist incidents 2003/04 to 2005/06.....	15
Table 14 Age and gender of perpetrators of racist incidents 2003/04 to 2005/06 .....	16
Table 15 Police action taken with regard to perpetrator 2003/04 to 2005/06.....	16

**Table 1 Racist incidents recorded by police force area, 2003/04 to 2005/06**

Police force		2003/04 <sup>(1)</sup>	2004/05	2005/06
Central	Total Incidents		286	362
	Incidents which involved 1 or more crimes		280	361
	Total Crimes		402	575
Dumfries and Galloway	Total Incidents	53	78	89
	Incidents which involved 1 or more crimes	38	69	73
	Total Crimes	53	85	90
Fife	Total Incidents	343	302	241
	Incidents which involved 1 or more crimes	279	276	205
	Total Crimes	450	464	357
Grampian	Total Incidents	312	438	386
	Incidents which involved 1 or more crimes	303	436	386
	Total Crimes	459	701	671
Lothian and Borders	Total Incidents	693	824	1,297
	Incidents which involved 1 or more crimes	691	824	1,285
	Total Crimes	781	913	1,306
Northern	Total Incidents	116	123	128
	Incidents which involved 1 or more crimes	116	116	128
	Total Crimes	172	215	143
Strathclyde	Total Incidents	1,836	2,152	2,216
	Incidents which involved 1 or more crimes	1,580	1,939	2,074
	Total Crimes	2,351	2,620	2,892
Tayside	Total Incidents	290	333	405
	Incidents which involved 1 or more crimes	290	332	405
	Total Crimes	290	332	405
<b>Scotland</b>	<b>Total Incidents</b>	<b>3,643</b>	<b>4,536</b>	<b>5,124</b>
	<b>Incidents which involved 1 or more crimes</b>	<b>3,297</b>	<b>4,272</b>	<b>4,917</b>
	<b>Total Crimes</b>	<b>4,556</b>	<b>5,732</b>	<b>6,439</b>

1. Central Scotland police force were unable to supply data for 2003/04.

**Table 2 Racist incidents recorded by local authority area, 2003/04 to 2005/06**

Local Authority	2003/04 <sup>1</sup>		2004/05		2005/06	
	Number	Rate per 10,000 Population	Number	Rate per 10,000 Population	Number	Rate per 10,000 Population
Aberdeen City	231	11.2	314	15.4	267	13.2
Aberdeenshire	51	2.2	86	3.7	75	3.2
Angus	38	3.5	46	4.2	66	6.0
Argyll & Bute	25	2.7	33	3.6	25	2.8
Clackmannanshire			51	10.6	51	10.5
Dumfries & Galloway	53	3.6	78	5.3	89	6.0
Dundee City	192	13.4	217	15.3	246	17.3
East Ayrshire	65	5.4	75	6.3	67	5.6
East Dunbartonshire	41	3.8	41	3.8	33	3.1
East Lothian	29	3.2	28	3.1	38	4.1
East Renfrewshire	43	4.8	48	5.4	55	6.1
Edinburgh, City of	519	11.6	607	13.4	976	21.3
Eilean Siar	7	2.7	18	6.9	12	4.6
Falkirk			162	11.0	182	12.2
Fife	343	9.7	302	8.5	241	6.8
Glasgow City	1,066	18.5	1,226	21.2	1,277	22.1
Highland	100	4.8	97	4.6	107	5.0
Inverclyde	48	5.8	32	3.9	36	4.4
Midlothian	31	3.9	52	6.5	82	10.4
Moray	30	3.4	38	4.3	44	5.0
North Ayrshire	67	4.9	91	6.7	103	7.6
North Lanarkshire	180	5.6	181	5.6	207	6.4
Orkney Islands	0	0.0	4	2.1	4	2.0
Perth & Kinross	60	4.4	70	5.1	93	6.7
Renfrewshire	101	5.9	131	7.7	86	5.1
Scottish Borders	33	3.0	26	2.4	43	3.9
Shetland Islands	9	4.1	4	1.8	5	2.3
South Ayrshire	40	3.6	42	3.8	64	5.7
South Lanarkshire	98	3.2	162	5.3	181	5.9
Stirling			73	8.5	129	14.8
West Dunbartonshire	62	6.7	90	9.8	82	9.0
West Lothian	81	5.0	111	6.8	158	9.6
<b>Scotland</b>	<b>3,643</b>	<b>7.2</b>	<b>4,536</b>	<b>8.9</b>	<b>5,124</b>	<b>10.1</b>

1. Central Scotland police force were unable to supply data for 2003/04.

**Table 3 Number of incidents recorded by location of incident 2003/04 to 2005/06**

Location	2003/04 <sup>1</sup>	2004/05	2005/06
Dwelling House	664	807	846
Street	1,091	1,403	1,775
Shop	875	1,104	1,149
Restaurant/Takeaway	326	392	451
Other Business	125	129	164
Public transport/bus stop	45	51	74
School/College	63	73	71
Sporting venue	18	17	21
Pubs/Place of public entertainment	111	144	185
Place of worship	8	12	29
Medical premises	31	47	61
Other	286	357	298
<b>Total</b>	<b>3,643</b>	<b>4,536</b>	<b>5,124</b>

1. Central Scotland police force were unable to supply data for 2003/04.

**Table 4 Number of incidents recorded by quarter 2003/04 to 2005/06**

Month <sup>1</sup>	2003/04 <sup>2</sup>	2004/05	2005/06
April to June	822	1,228	1,211
July to September	899	1,191	1,510
October to December	847	1,144	1,267
January to March	1,075	973	1,136
<b>Total</b>	<b>3,643</b>	<b>4,536</b>	<b>5,124</b>

1. Where the date was unknown, forces were asked to record as 15th of month; if month unknown, asked to record as 15th June.

2. Central Scotland police force were unable to supply data for 2003/04.

**Table 5 Number of incidents recorded by day of week 2003/04 to 2005/06**

Day <sup>1</sup>	2003/04 <sup>2</sup>	2004/05	2005/06
Tuesday	453	538	580
Wednesday	451	558	603
Thursday	480	573	630
Friday	645	791	915
Saturday	668	836	1,002
Sunday	499	671	756
Monday	447	569	638
<b>Total</b>	<b>3,643</b>	<b>4,536</b>	<b>5,124</b>

1. Where the date was unknown, forces were asked to record as 15th of month; if month unknown, asked to record as 15th June. Thus some days will include unknown values.

2. Central Scotland police force were unable to supply data for 2003/04.

**Table 6 Number of incidents recorded by category of person making initial report, 2003/04 to 2005/06**

Reporter	2003/04 <sup>1</sup>	2004/05	2005/06
Victim	3,130	3,848	4,402
Police	153	158	220
Third party agency report	20	31	74
Witness	218	283	214
Other	122	216	214
<b>Total</b>	<b>3,643</b>	<b>4,536</b>	<b>5,124</b>

1. Central Scotland police force were unable to supply data for 2003/04.

**Table 7 Crimes recorded by the police as part of racist incidents, and clear up rate, 2003/04 to 2005/06**

	Number of crimes recorded			Percentage clear up rate		
	2003/04 <sup>(1)</sup>	2004/05	2005/06	2003/04 <sup>(1)</sup>	2004/05	2005/06
<b>Crimes of violence and indecency (groups 1 and 2)</b>	63	69	82	41.3	49.3	32.9
<b>Crimes of dishonesty</b>	72	62	66	40.3	48.4	47.0
<b>Fire-raising, vandalism etc</b>	392	468	570	32.4	33.3	31.9
<b>Other crimes</b>	73	82	96	64.4	81.7	81.3
<b>Total offences - of which</b>	<b>3,956</b>	<b>5,051</b>	<b>5,625</b>	<b>59.2</b>	<b>56.2</b>	<b>55.7</b>
Minor Assault	643	751	876	54.0	51.4	53.0
Breach of the peace	681	914	795	63.4	62.0	56.0
Racially aggravated harassment	296	360	299	50.7	56.9	46.2
Racially aggravated conduct	2,287	2,967	3,582	61.0	56.1	57.6
Other offences	49	59	73	30.6	23.7	31.5
<b>Total</b>	<b>4,556</b>	<b>5,732</b>	<b>6,439</b>			

1. Central Scotland police force were unable to supply data for 2003/04.

**Table 8 Ethnic origin of victims of racist incidents 2003/04 to 2005/06**

Ethnic Group	2003/04 <sup>(1)</sup>	2004/05	2005/06
White British	617	826	1,030
White Irish	51	63	91
Other White	94	130	122
Mixed	66	127	149
Indian	360	443	432
Pakistani	1,375	1,773	1,543
Bangladeshi	34	67	26
Other Asian	365	508	984
Caribbean	82	92	171
African	291	321	319
Other Black	54	118	68
Chinese	142	151	153
Other	293	295	379
Unknown	98	145	346
<b>Total</b>	<b>3,922</b>	<b>5,059</b>	<b>5,813</b>

1. Central Scotland police force were unable to supply data for 2003/04.

**Table 9 Main language of victims of racist incidents 2003/04 to 2005/06**

Language	2003/04 <sup>1</sup>	2004/05	2005/06
Arabic	18	70	44
Bengali	3	4	3
Chinese	21	30	40
English	3,247	4,238	4,764
Hindi	7	9	16
Punjabi	92	169	204
Urdu	136	199	213
Other	166	171	207
Unknown	232	169	322
<b>Total</b>	<b>3,922</b>	<b>5,059</b>	<b>5,813</b>

1. Central Scotland police force were unable to supply data for 2003/04.

**Table 10 Age and gender of victims of racist incidents 2003/04 to 2005/06**

Gender	Age	2003/04 <sup>1</sup>	2004/05	2005/06
Male	Under 16	158	198	218
	16 to 20	263	279	332
	21 to 25	373	482	525
	26 to 35	873	1,172	1,286
	36 to 50	822	1,124	1,284
	Over 50	291	356	346
	Total Male	2,780	3,611	3,991
Female	Under 16	86	116	133
	16 to 20	75	96	109
	21 to 25	157	165	189
	26 to 35	305	364	414
	36 to 50	280	363	454
	Over 50	82	111	105
	Total Female	985	1,215	1,404
Unknown gender/age		157	233	418
<b>Total</b>		<b>3,922</b>	<b>5,059</b>	<b>5,813</b>

1. Central Scotland police force were unable to supply data for 2003/04.

**Table 11 Number of previous incidents reported to police by victim 2003/04 to 2005/06**

Number of incidents <sup>1</sup>	2003/04 <sup>2</sup>	2004/05	2005/06
None - first report	2,711	3,670	4,422
1	383	447	508
2	173	217	240
3	92	121	131
4	64	73	96
5	41	52	61
6	24	47	48
7	18	32	34
8	15	25	21
9	19	20	20
10 or more	44	110	105
Unknown	338	245	127
<b>Total</b>	<b>3,922</b>	<b>5,059</b>	<b>5,813</b>

1. Previous incidents occurring within the previous 2 years

2. Central Scotland police force were unable to supply data for 2003/04.

**Table 12 Ethnic origin of perpetrators of racist incidents 2003/04 to 2005/06**

Ethnic Group	2003/04 <sup>(1)</sup>	2004/05	2005/06
White British	2,396	3,067	3,741
White Irish	7	16	32
Other White	19	19	20
Mixed	7	42	14
Indian	6	7	11
Pakistani	23	41	50
Bangladeshi	1	3	3
Other Asian	20	21	36
Caribbean	0	3	3
African	6	17	18
Other Black	2	5	6
Chinese	4	1	5
Other	15	11	22
Unknown	189	75	136
<b>Total</b>	<b>2,695</b>	<b>3,328</b>	<b>4,097</b>

1. Central Scotland police force were unable to supply data for 2003/04.

**Table 13 Main language of perpetrators of racist incidents 2003/04 to 2005/06**

Language	2003/04 <sup>1</sup>	2004/05	2005/06
Arabic	1	29	3
Bengali	.	2	1
Chinese	.	8	.
English	2,349	3,182	3,985
Hindi	.	.	.
Punjabi	1	1	3
Urdu	.	4	3
Other	1	12	10
Unknown	343	90	92
<b>Total</b>	<b>2,695</b>	<b>3,328</b>	<b>4,097</b>

1. Central Scotland police force were unable to supply data for 2003/04.

**Table 14 Age and gender of perpetrators of racist incidents 2003/04 to 2005/06**

Gender	Age	2003/04 <sup>1</sup>	2004/05	2005/06
Male	Under 16	455	591	692
	16 to 20	587	648	937
	21 to 25	262	342	403
	26 to 35	401	435	489
	36 to 50	323	385	463
	Over 50	75	121	121
	Total Male	2,103	2,522	3,105
Female	Under 16	150	162	286
	16 to 20	106	112	174
	21 to 25	50	67	78
	26 to 35	94	158	132
	36 to 50	77	132	158
	Over 50	29	31	42
	Total Female	506	662	870
Unknown gender/age		83	134	120
<b>Total</b>		<b>2,695</b>	<b>3,328</b>	<b>4,097</b>

1. Central Scotland police force were unable to supply data for 2003/04.

**Table 15 Police action taken with regard to perpetrator 2003/04 to 2005/06**

Action taken	2003/04 <sup>(1)</sup>	2004/05	2005/06
Referral to Procurator Fiscal or SCRA	2,015	2,519	3,179
Police warning	145	141	62
Referred to other agency for action	80	74	93
Other action	143	370	507
No further action	126	138	141
Unknown	186	86	115
<b>Total</b>	<b>2,695</b>	<b>3,328</b>	<b>4,097</b>

1. Central Scotland police force were unable to supply data for 2003/04.



## 5. Classification of Crimes and Offences as used in this bulletin

### ***CRIMES***

#### **Crimes of Violence and Indecency**

Total of group 1 and 2 crimes

Includes

Murder, serious assault, robbery,  
Rape & attempted rape, lewd and indecent  
behaviour

#### **Crimes Involving Dishonesty**

Includes

Housebreaking, theft of motor vehicle, shoplifting

#### **Crimes of Fire-Raising, Vandalism Etc**

Includes

Fire-raising, vandalism

#### **Other Crimes**

Includes

Handling offensive weapons, drugs, resisting arrest

### ***OFFENCES***

Includes

Minor assault, breach of the peace, racially  
aggravated harassment, racially aggravated conduct  
Motor vehicle offences



# SCOTTISH EXECUTIVE STATISTICAL SERVICES

## OUR AIM

The aim of the Statistical Service is to provide relevant and reliable information, analysis and advice that meet the needs of government, business and the people of Scotland.

## OBJECTIVES

1. **To produce statistics and analysis relevant to user needs by**
  - Developing the range of statistics and analysis we produce;
  - Where practicable improving timeliness;
  - Providing more statistics disaggregated by age, gender and ethnicity;
  - Developing more data for small areas through the Neighbourhood Statistics project;
  - Contributing to production of comparable statistics across the UK and internationally.
2. **To ensure effective use of our statistics by**
  - Contributing more directly to policy processes inside and where possible outside government;
  - Improving access to and presentation of data and analysis;
  - Improving the advice provided on statistics.
3. **To work effectively with users and providers by**
  - Maintaining arrangements to consult and involve users and providers
  - Involving users and providers in planning developments in outputs and processes
4. **To develop the quality of statistics by**
  - Assuring and improving quality as an integral part of data collection and analysis and through regular reviews in line with National Statistics quality strategy;
  - Developing statistical methods, systems and classifications;
  - Working with the rest of the Government Statistical Service to develop joint approaches/solutions where appropriate.
5. **To assure the integrity of statistics by**
  - Maintaining and promoting integrity through implementation of the National Statistics Code of Practice and related protocols;
  - Safeguarding the confidentiality of data subjects.
6. **To ensure the efficient and effective delivery of statistics products and services by**
  - Making best use of all sources including administrative sources,
  - Minimising the burden on data providers through Survey Monitoring & Advice;
  - Ensuring value for money;
  - Making best use of Information and Communications Technology;
  - Working with other analysts;
  - Ensuring effective communication within the Statistician Group.
7. **To develop our workforce and competences**
  - Ensuring recruitment of staff with the necessary skills and potential;
  - Ensuring development of expertise amongst existing staff;
  - Promoting and upholding the standards of the statistics profession.

## Correspondence and enquiries

Enquiries on Racist Incidents Recorded by the Police in Scotland, 2003/04 to 2005/06 should be addressed to:

Anne Reilly  
 Scottish Executive Justice Department  
 Analytical Services Division  
 1 WR St Andrew's House  
 EDINBURGH EH1 3DG  
 Telephone: (0131) 244 2635; Fax (0131) 244 2109  
 e-mail: JusticeStatistics@scotland.gsi.gov.uk

General enquiries on Scottish Executive statistics can be addressed to:

Ryan Stewart  
 Office of the Chief Statistician  
 Scottish Executive  
 3 Floor West Rear, St Andrews House  
 EDINBURGH EH1 3DG  
 Telephone: (0131) 244 0442; Fax: (0131) 244 0335  
 e-mail: statistics.enquiries@scotland.gsi.gov.uk

Advice on specific areas of Scottish Executive statistical work can be obtained from staff at the telephone numbers given below:

### Scottish Executive Statistics contacts

Schools – qualifications	(0131) 244 0315
Schools – pupils and teachers	(0131) 244 1689
Further and Higher Education	(0141) 242 0273
The Economy	(0131) 244 2234
Labour market	(0141) 242 5446
Business	(0141) 242 5446
Income, Tax and Benefits	(0131) 244 2583
Local government finance	(0131) 244 7033
Environment, planning & local government staffing	(0131) 244 0445
Equality	(0131) 244 0442
Housing	(0131) 244 7236
Transport	(0131) 244 7255
Health	(0131) 244 3432
Community Care	(0131) 244 3777
Social Justice	(0131) 244 0442
Scottish Executive personnel	(0131) 244 3926
Agricultural census and labour force	(0131) 244 6150
Fisheries	(0131) 244 6441
Courts and law	(0131) 244 2227
Recorded crime, Racist Incidents	(0131) 244 2635
Prisons	(0131) 244 2147

### Other contacts for Scottish statistics

Forestry Commission	(0131) 314 6337
The Scottish Funding Councils for Higher and Further Education	(0131) 313 6575
General Register Office for Scotland - Vital statistics and publications - Population statistics, census statistics or digital boundary products	(0131) 314 4243 (0131) 314 4254

For **general enquiries about National Statistics** in the United Kingdom Government contact the National Statistics Public Enquiry Service on **020 7533 5888**  
 minicom: 01633 812399  
 Email: info@statistics.gov.uk  
 Fax: 01633 652747  
 Letters: room DG/18, 1 Drummond Gate, LONDON SW1V 2QQ

You can also find National Statistics on the internet - go to **www.statistics.gov.uk**

If you would like to be consulted about new or existing statistical collections or to receive notification of forthcoming statistical publications, please register your statistical interest on the Scottish Executive ScotStat web site at **www.scotland.gov.uk/scotstat**

Current staff names, e-mail addresses and the publications listed below as well as a range of other statistical publications can be found on the Scottish Executive Web site at **www.scotland.gov.uk/stats**

Further information on the General Register Office for Scotland is available on the website **www.gro-scotland.gov.uk**

### Most recent Justice Statistical Publications relating to the Crime and Justice theme

Ref no.	Title	Last published	Price
CrJ/2006/6	Recorded Crime in Scotland, 2005-06	September 2006	£2.00
CrJ/2006/7	Domestic Abuse Recorded by the Police in Scotland, 2005-06	September 2006	£2.00
Statistics Release	Reconvictions Of Offenders Discharged From Custody Or Given Non-Custodial Sentences In 2002-03, Scotland	November 2006	N/A
CrJ/2006/8	Recorded Crimes and Offences Involving Firearms, Scotland, 2005-06	November 2006	£2.00
CrJ/2007/1	Drug Seizures by Scottish Police Forces, 2004-05 and 2005-06	January 2007	N/A
CrJ/2007/2	Criminal Justice Social Work Statistics, 2005-06	January 2007	£2.00
CrJ/2007/3	Criminal Proceedings in Scottish Courts, 2005/06	March 2007	£2.00
CrJ2007/4	Fire Statistics Scotland, 2005	March 2007	£2.00

Additional copies of these publications may be purchased from **Scottish Executive Publication Sales, Blackwell's Bookshop, 53 South Bridge, Edinburgh, EH1 1YS**, Telephone: 0131 622 8283 or 0131 622 8258, Fax: 0131 557 8148 or 0131 557 8149. Cheques should be made payable to 'Blackwell's Bookshop'.


### Complaints and suggestions

If you are not satisfied with our service, please write to the Chief Statistician, Mr Rob Wishart, 3rd Floor West Rear, St Andrews House, Edinburgh, EH1 3DG, Telephone: (0131) 244 0302, e-mail rob.wishart@scotland.gsi.gov.uk. We also welcome any comments or suggestions that would help us to improve our standards of service.

ISSN 0264 1178  
 ISBN 978 0 7559 6557 1

Price £2.00

ISBN 978-0-7559-6557-1



9 780755 965571

Crown Copyright

Brief extracts from the Crown Copyright material in this publication may be reproduced provided the source is fully acknowledged.